



ASD-Approved Protection Profile

Collaborative Protection Profile for Full Drive Encryption – Encryption Engine

Version: **1.0**
Technology type: **Data Protection**
Authored by: **Common Criteria**
Publication date: **26 January 2015**
ASD approval date: **30 May 2016**

The following document is a collaborative Protection Profile authored by Common Criteria. This Protection Profile has been approved for use by the Australian Signals Directorate.

This collaborative Protection Profile (cPP) describes the security requirements for Full Drive Encryption – Encryption Engine.

This cPP in describing security requirements for Data-at-Rest protection for a lost device that contains storage is intended to provide a minimal, baseline set of requirements that are targeted at mitigating well defined and described threats.

For information relating to the application of Protection Profiles, please refer to the Australian Government Information Security Manual (ISM) or www.asd.gov.au Controls in the ISM take precedence over any requirements contained in this PP where there is a conflict.



collaborative Protection Profile for Full Drive Encryption - Encryption Engine

January 26, 2015

Acknowledgements

This collaborative Protection Profile (cPP) was developed by the Full Drive Encryption international Technical Community with representatives from industry, Government agencies, Common Criteria Test Laboratories, and members of academia.

0. Preface

0.1 Objectives of Document

This document presents the Common Criteria (CC) collaborative Protection Profile (cPP) to express the security functional requirements (SFRs) and security assurance requirements (SARs) for a Full Drive Encryption - Encryption Engine. The Evaluation Activities that specify the actions the evaluator performs to determine if a product satisfies the SFRs captured within this cPP are described in *Supporting Document (Mandatory Technical Document) Full Drive Encryption: Encryption Engine January 2015*.

A complete FDE solution requires both an Authorization Acquisition component and Encryption Engine component. A product may provide the entire solution and claim conformance to this cPP, and the FDE-AA cPP.

However, because the AA/EE Protection Profile suite is in its infancy, it is not yet possible to mandate that all dependent products will conform to a cPP. Non-validated dependent products (i.e., EE) may be considered to be an acceptable part of the Operational Environment for the AA TOE/product on a case-by-case basis as determined by the relevant national scheme.

The FDE iTC intends to develop guidance for developers whose products provide both components (i.e., an AA and EE) to aid them in developing a Security Target (ST) that can claim conformance to both FDE cPPs. One important aspect to note is:

Note to ST Authors: There is a selection in the ASE_TSS that must be completed. One cannot simply reference the SARs in this cPP.

0.2 Scope of Document

The scope of the cPP within the development and evaluation process is described in the Common Criteria for Information Technology Security Evaluation [CC]. In particular, a cPP defines the IT security requirements of a technology specific type of TOE and specifies the functional and assurance security requirements to be met by a compliant TOE.

0.3 Intended Readership

The target audiences of this cPP are developers, CC consumers, system integrators, evaluators and schemes.

Although the cPPs and SDs may contain minor editorial errors, cPPs are recognized as living documents and the iTCs are dedicated to ongoing updates and revisions. Please report any issues to the FDE iTC.

0.4 Related Documents

Protection Profiles

[FDE – AA] collaborative Protection Profile for Full Drive Encryption – Authorization Acquisition, Version 1.0, January 26, 2015

Common Criteria¹

- [CC1] Common Criteria for Information Technology Security Evaluation, Part 1: Introduction and General Model, CCMB-2012-09-001, Version 3.1 Revision 4, September 2012.
- [CC2] Common Criteria for Information Technology Security Evaluation, Part 2: Security Functional Components, CCMB-2012-09-002, Version 3.1 Revision 4, September 2012.
- [CC3] Common Criteria for Information Technology Security Evaluation, Part 3: Security Assurance Components, CCMB-2012-09-003, Version 3.1 Revision 4, September 2012.
- [CEM] Common Methodology for Information Technology Security Evaluation, Evaluation Methodology, CCMB-2012-09-004, Version 3.1, Revision 4, September 2012.
- [SD] Supporting Document (Mandatory Technical Document), Full Drive Encryption: Encryption Engine January 2015.

0.5 Revision History

Version	Date	Description
0.1	August 26, 2014	Initial Release for iTC review
0.2	September 5, 2014	Draft published for Public review
0.13	October 17, 2014	Incorporated comments received from the Public review
1.0	January 26, 2015	Incorporated comments received from the CCDB review

¹ For details see <http://www.commoncriteriaportal.org/>

Contents

Acknowledgements	2
0. Preface	3
0.1 Objectives of Document	3
0.2 Scope of Document.....	3
0.3 Intended Readership	3
0.4 Related Documents.....	4
Protection Profiles.....	4
0.5 Revision History	4
1. PP Introduction	8
1.1 PP Reference Identification	8
1.2 Introduction to the FDE Collaborative Protection Profiles (cPPs) Effort.....	8
1.3 Implementations	9
1.4 Target of Evaluation (TOE) Overview	9
1.4.1 Encryption Engine Introduction	9
1.4.2 Encryption Engine Security Capabilities	10
1.4.3 The TOE and the Operational/Pre-Boot Environments.....	11
1.5 Functionality Deferred until the Next cPP	11
1.6 TOE Use Case	12
2. CC Conformance	13
3. Security Problem Definition	14
3.1 Threats	14
3.2 Assumptions	17
3.3 Organizational Security Policy	18
4. Security Objectives	19
4.1 Security Objectives for the Operational Environment.....	19
5. Security Functional Requirements	21
5.1 Class: Cryptographic Support (FCS)	21
5.1.1 Cryptographic Key Management (FCS_CKM).....	22
FCS_CKM_EXT.4 Cryptographic Key and Key Material Destruction	22
FCS_CKM.4 Cryptographic key destruction.....	22
FCS_KYC_EXT.2 (Key Chaining)	22
FCS_SMV_EXT.1 Validation.....	23
FCS_SNI_EXT.1 Cryptographic Operation (Salt, Nonce, and Initialization Vector Generation).....	23
5.2 Class: User Data Protection (FDP)	24
FDP_DSK_EXT.1 Extended: Protection of Data on Disk.....	24
5.3 Class: Security Management (FMT).....	24
FMT_SMF.1 Specification of Management Functions	24
5.4 Class: Protection of the TSF (FPT).....	25
FPT_KYP_EXT.1 Extended: Protection of Key and Key Material.....	25
FPT_TUD_EXT.1 Trusted Update.....	26
FPT_TST_EXT.1 Extended: TSF Testing.....	26
6. Security Assurance Requirements.....	27
6.1 ASE: Security Target.....	27
6.2 ADV: Development	28
6.2.1 Basic Functional Specification (ADV_FSP.1)	28
6.3 AGD: Guidance Documentation.....	28
6.3.1 Operational User Guidance (AGD_OPE.1)	29
6.3.2 Preparative Procedures (AGD_PRE.1)	29
6.4 Class ALC: Life-cycle Support.....	29
6.4.1 Labelling of the TOE (ALC_CMC.1)	29
6.4.2 TOE CM Coverage (ALC_CMS.1).....	29
6.5 Class ATE: Tests	30
6.5.1 Independent Testing – Conformance (ATE_IND.1)	30
6.6 Class AVA: Vulnerability Assessment.....	30
6.6.1 Vulnerability Survey (AVA_VAN.1)	30

Appendix A: Optional Requirements	31
A.1 Class: Cryptographic Support (FCS)	31
FCS_KDF_EXT.1 Cryptographic Key Derivation	31
FCS_CKM.1(b) Cryptographic Key Generation (Asymmetric Keys)	32
FCS_COP.1(a) Cryptographic Operation (Signature Verification)	32
FCS_COP.1(b) Cryptographic operation (Hash Algorithm)	33
FCS_COP.1(c) Cryptographic operation (Keyed Hash Algorithm)	33
FCS_COP.1(e) Cryptographic operation (Key Transport)	33
FCS_COP.1(f) Cryptographic operation (AES Data Encryption/Decryption)	34
FCS_COP.1(g) Cryptographic operation (Key Encryption)	34
FCS_SMC_EXT.1 Submask Combining	34
Appendix B: Selection-Based Requirements	35
FCS_RBG_EXT.1 Extended: Cryptographic Operation (Random Bit Generation)	35
FCS_COP.1(d) Cryptographic operation (Key Wrapping)	35
Appendix C: Extended Component Definitions	37
C.1 Background and Scope	37
FCS_KDF_EXT.1 Key Derivation	38
FCS_KDF_EXT.1 Cryptographic Key Derivation	39
FCS_KYC_EXT.2 Key Chaining	39
FCS_SMV_EXT.1 Validation	40
FDP_DSK_EXT.1 Extended: Protection of Data on Disk	41
FPT_KYP_EXT.1 Extended: Protection of Key and Key Material	42
FCS_SMC_EXT.1 Submask Combining	42
FCS_SNI_EXT.1 Cryptographic Operation (Salt, Nonce, and Initialization Vector Generation)	45
FCS_RBG_EXT.1 Extended: Cryptographic Operation (Random Bit Generation)	46
Appendix D: Entropy Documentation And Assessment	47
D.1 Design Description	47
D.2 Entropy Justification	47
D.3 Operating Conditions	48
D.4 Health Testing	48
Appendix E: Key Management Description	49
Appendix F: Glossary	51
Appendix G: Acronyms	53
Appendix H: References	54

Figures / Tables

Figure 1: FDE Components 8

Table 1: Examples of cPP Implementations 9

Figure 2: Encryption Engine Details 10

Figure 3: Operational Environment 11

Table 2 TOE Security Functional Requirements 21

Table 3: Security Assurance Requirements 27

1. PP Introduction

1.1 PP Reference Identification

PP Reference: collaborative Protection Profile for Full Drive Encryption - Encryption Engine

PP Version: 1.0

PP Date: January 26, 2015

1.2 Introduction to the FDE Collaborative Protection Profiles (cPPs) Effort

The purpose of the first set of Collaborative Protection Profiles (cPPs) for *Full Drive Encryption (FDE): Authorization Acquisition (AA)* and *Encryption Engine (EE)* is to provide requirements for Data-at-Rest protection for a lost device that contains storage. These cPPs allow FDE solutions based in software and/or hardware to meet the requirements. The form factor for a storage device may vary, but could include: system hard drives/solid state drives in servers, workstations, laptops, mobile devices, tablets, and external media. A hardware solution could be a Self-Encrypting Drive or other hardware-based solutions; the interface (USB, SATA, etc.) used to connect the storage device to the host machine is outside the scope.

Full Drive Encryption encrypts all data (with certain exceptions) on the storage device and permits access to the data only after successful authorization to the FDE solution. The exceptions include the necessity to leave a portion of the storage device (the size may vary based on implementation) unencrypted for such things as the Master Boot Record (MBR) or other AA/EE pre-authentication software. These FDE cPPs interpret the term “full drive encryption” to allow FDE solutions to leave a portion of the storage device unencrypted so long as it contains no user or authorization data.

Since the FDE cPPs support a variety of solutions, two cPPs describe the requirements for the FDE components shown in Figure 1.



Figure 1: FDE Components

The *FDE cPP - Authorization Acquisition* describes the requirements for the Authorization Acquisition piece and details the necessary security requirements and assurance activities necessary to interact with a user and result in the availability of a Border Encryption Value (BEV).

The *FDE cPP - Encryption Engine* describes the requirements for the Encryption Engine piece and details the necessary security requirements and assurance activities for the actual encryption/decryption of the data by the DEK. Each cPP will also have a set of core

requirements for management functions, proper handling of cryptographic keys, updates performed in a trusted manner, audit and self-tests.

This TOE description defines the scope and functionality of the Encryption Engine, and the Security Problem Definition describes the assumptions made about the operating environment and the threats to the EE that the cPP requirements address.

1.3 Implementations

Full Disk Encryption solutions vary with implementation and vendor combinations.

Therefore, vendors will evaluate products that provide both components of the Full Disk Encryption Solution (AA and EE) against both cPPs – could be done in a single evaluation with one ST. A vendor that provides a single component of a FDE solution would only evaluate against the applicable cPP. The FDE cPP is divided into two documents to allow labs to independently evaluate solutions tailored to one cPP or the other. When a customer acquires an FDE solution, they will either obtain a single vendor product that meets the AA + EE cPPs or two products, one of which meets the AA and the other of which meets the EE cPPs.

The table below illustrates a few *examples* for certification.

Table 1: Examples of cPP Implementations

Implementation	cPP	Description
Host	AA	Host software provides the interface to a self-encrypting drive
Self-Encrypting Drive (SED)	EE	A self-encrypting drive used in combination with separate host software
Software FDE	AA + EE	A software full drive encryption solution
Hybrid	AA + EE	A single vendor's combination of hardware (e.g. hardware encryption engine or cryptographic co-processor) and software

1.4 Target of Evaluation (TOE) Overview

The target of evaluation for this cPP is either the Encryption Engine or a combined evaluation of the set of cPP's for FDE (Authorization Acquisition and Encryption Engine).

The following sections provide an overview of the functionality of the FDE EE cPP as well as the security capabilities.

1.4.1 Encryption Engine Introduction

The Encryption Engine cPP objectives focus on data encryption, policy enforcement, and key management. The EE is responsible for the generation, update, archival, recovery, protection, and destruction of the DEK and other intermediate keys under its control. The EE receives a BEV from the AA. The EE uses that BEV either for the decryption of the DEK, though other intermediate keys may exist in-between those two points. Key encryption keys (KEKs) wrap other keys, notably the DEK or other intermediary keys which chain to the

DEK. Key releasing keys (KRRs) authorize the EE to release either the DEK or other intermediary keys which chain to the DEK. These keys only differ in the functional use.

The EE determines whether to allow or deny a requested action based on the KEK or KRK provided by the AA. Possible requested actions include but are not limited to changing of encryption keys, decryption of data, and key sanitization of encryption keys (including the DEK). The EE may offer additional policy enforcement to prevent access to ciphertext or the unencrypted portion of the storage device. Additionally the EE may provide encryption support for multiple users on an individual basis.

Figure 2 illustrates the components within EE and its relationship with AA.

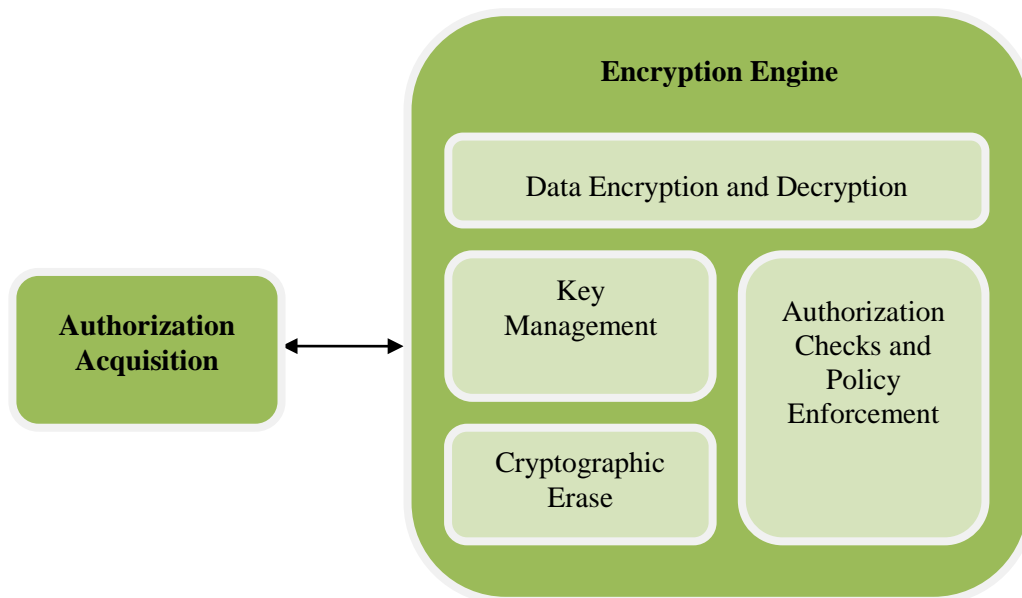


Figure 2: Encryption Engine Details

1.4.2 Encryption Engine Security Capabilities

The Encryption Engine is ultimately responsible for ensuring that the data is encrypted using a prescribed set of algorithms. The EE manages the decryption of the data on the storage device through decryption of the DEK based on the validity of the BEV provided by the AA. It also manages administrative functions, such as changing the DEK, managing the BEVs required for decrypting or releasing the DEK, managing the intermediate wrapping keys under its control, and performing a key sanitization.

The EE may provide key archiving and recovery functionality. The EE may manage the archiving and recovery itself, or interface with the AA to perform this function. It may also offer configurable features, which restricts the movement of keying material and disables recovery functionality.

The foremost security objective of encrypting storage devices is to force an adversary to perform an exhaustive search against a prohibitively large key space in order to recover the DEK or other intermediate keys. The EE uses approved cryptography to generate, handle, and protect keys to force an adversary who obtains an unpowered lost or stolen platform without

the authorization factors or intermediate keys to exhaust the encryption key space of intermediate keys or DEK to obtain the data. The EE randomly generates DEKs and – in some cases - intermediate keys. The EE uses DEKs in a symmetric encryption algorithm in an appropriate mode along with appropriate initialization vectors for that mode to encrypt storage units (e.g. sectors or blocks) on the storage device. The EE either encrypts the DEK with a KEK or an intermediate key.

1.4.3 The TOE and the Operational/Pre-Boot Environments

The environment in which the EE functions may differ depending on the boot stage of the platform in which it operates, see Figure 3. Aspects of, initialization, and perhaps authorization may be performed in the Pre-Boot environment, while provisioning, encryption, decryption and management functionality are likely performed in the Operating System environment. Some of these aspects may occur in both environments.

The Operating System environment may make a full range of services available to the Encryption Engine, including hardware drivers, cryptographic libraries, and perhaps other services external to the TOE.

The Pre-Boot environment is much more constrained with limited capabilities. This environment turns on the minimum number of peripherals and loads only those drivers necessary to bring the platform from a cold start to executing a fully functional operating system with running applications.

The EE TOE may include or leverage features and functions within the operational environment.

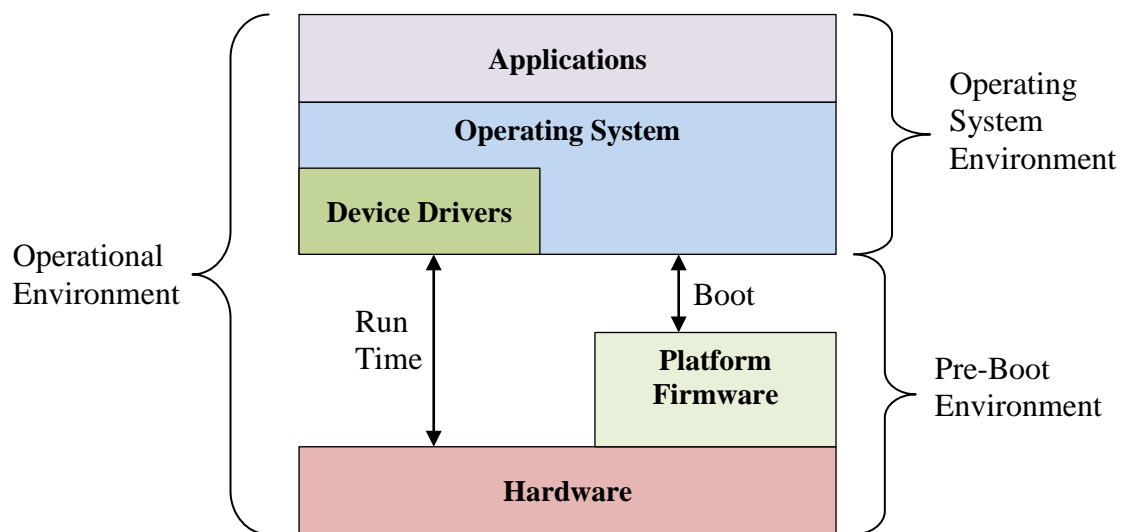


Figure 3: Operational Environment

1.5 Functionality Deferred until the Next cPP

Due to time constraints, this cPP defers requirements for some important functionality until the next version of the cPP. These include requirements for partition/volume management, remote management, key recovery, and power management (requirements for power state protection).

1.6 TOE Use Case

The use case for a product conforming to the FDE cPPs is to protect data at rest on a device that is lost or stolen while powered off without any prior access by an adversary. The use case where an adversary obtains a device that is in a powered state and is able to make modifications to the environment or the TOE itself (e.g., evil maid attacks) is not addressed by these cPPs (i.e., FDE-AA and FDE- EE).

2. CC Conformance

As defined by the references [CC1], [CC2] and [CC3], this cPP conforms to the requirements of Common Criteria v3.1, Release 4. This cPP is conformant to CC v3.1, r4, CC Part 2 extended and CC Part 3 conformant. Extended component definitions can be found in **Extended Component Definitions**

The methodology applied for the cPP evaluation is defined in [CEM].

This cPP satisfies the following Assurance Families: APE_CCL.1, APE_ECD.1, APE_INT.1, APE_OBJ.1, APE_REQ.1 and APE_SPD.1.

This cPP does not claim conformance to another cPP.

STs that claim conformance to this cPP shall meet a minimum standard of strict-PP conformance as defined in Annex D.2 of CC Part 1 (CCMB-2012-09-001).

In order to be conformant to this cPP, a TOE must demonstrate *Exact Compliance*. *Exact Compliance*, as a subset of *Strict Compliance* as defined by the CC, is defined as the ST containing all of the requirements in section 5 of the this cPP, and potentially requirements from Appendix A or Appendix B of this cPP. While iteration is allowed, no additional requirements (from the CC parts 2 or 3) are allowed to be included in the ST. Further, no requirements in section 5 of this cPP are allowed to be omitted.

3. Security Problem Definition

3.1 Threats

This section provides a narrative that describes how the requirements mitigate the mapped threats. A requirement may mitigate aspects of multiple threats. A requirement may only mitigate a threat in a limited way.

A threat consists of a threat agent, an asset and an adverse action of that threat agent on that asset. The threat agents are the entities that put the assets at risk if an adversary obtains a lost or stolen storage device. Threats drive the functional requirements for the target of evaluation (TOE). For instance, one threat below is T.UNAUTHORIZED_DATA_ACCESS. The threat agent is the possessor (unauthorized user) of a lost or stolen storage device. The asset is the data on the storage device, while the adverse action is to attempt to obtain those data from the storage device. This threat drives the functional requirements for the encrypted storage device (TOE) to authorize who can use the TOE to access the hard disk and encrypt/decrypt the data. Since possession of the KEK, DEK, intermediate keys, authorization factors, submasks, and random numbers or any other values that contribute to the creation of keys or authorization factors could allow an unauthorized user to defeat the encryption, this SPD considers keying material equivalent to the data in importance and they appear among the other assets addressed below.

It is important to reemphasize at this point that this Collaborative Protection Profile does not expect the product (TOE) to defend against the possessor of the lost or stolen hard disk who can introduce malicious code or exploitable hardware components into the Target of Evaluation (TOE) or the Operational Environment. It assumes that the user physically protects the TOE and that the Operational Environment provides sufficient protection against logical attacks. One specific area where a conformant TOE offers some protection is in providing updates to the TOE; other than this area, though, this cPP mandates no other countermeasures. Similarly, these requirements do not address the “lost and found” hard disk problem, where an adversary may have taken the hard disk, compromised the unencrypted portions of the boot device (e.g., MBR, boot partition), and then made it available to be recovered by the original user so that they would execute the compromised code.

(T.UNAUTHORIZED_DATA_ACCESS) The cPP addresses the primary threat of unauthorized disclosure of protected data stored on a storage device. If an adversary obtains a lost or stolen storage device (e.g., a storage device contained in a laptop or a portable external storage device), they may attempt to connect a targeted storage device to a host of which they have complete control and have raw access to the storage device (e.g., to specified disk sectors, to specified blocks).

[FDP_DSK_EXT.1.1, FDP_DSK_EXT.1.2, FPT_KYP_EXT.1.1, FCS_CKM.1.1, FCS_KYC_EXT.2.1, FCS_SMV_EXT.1.1, FCS_SMV_EXT.1.2, FCS_SNI_EXT.1.1, FCS_SNI_EXT.1.2, FCS_SNI_EXT.1.3, FCS_CKM_EXT.4, FCS_CKM.4.1, FMT_SMF.1.1, FPT_TST_EXT.1.1]

Rationale: FDP_DSK_EXT.1.1 and FDP_DSK_EXT.1.2 ensures the TOE performs full drive encryption, which includes all protected data. “Full Drive Encryption” defined in the Glossary for this cPP “Refers to partitions of logical blocks of user accessible data as defined by the file system that indexes and partitions and an

operating system that maps authorization to read or write data to blocks in these partitions.” with the exception of the MBR and other AA/EE pre-authentication software. This ensures that protected data is unexposed even if the device is lost.

A compromise of keys or authorization factors allows easy recovery of encrypted data on the drive. FPT_KYP_EXT.1.1 ensures unwrapped key material is not stored in non-volatile memory. FCS_CKM_EXT.4 along with FCS_CKM.4.1 ensures proper key material destruction. These requirements minimize key material availability and decrease the chance that such material could be used to discover a DEK or authorization factor. FCS_CKM.1.1, FCS_KYC_EXT.2.1, FCS_SMV_EXT.1.1, FCS_SMV_EXT.1.2, FCS_SNI_EXT.1.1, FCS_SNI_EXT.1.2, and FCS_SNI_EXT.1.3 all ensure that key material is generated with sufficient and effective strength and wrapped in such a manner to maintain its strength. These requirements make the cost of obtaining key material or authorization factors as cryptographically difficult as guessing the DEK.

FPT_TST_EXT.1.1 demonstrates the correct operation of the TOE; ensuring the cryptographic functions protecting the protected data are operating as intended.

FMT_SMF.1.1 ensures the TSF provides the functions necessary to manage important aspects of the TOE including requests to change and erase the DEK.

(T.KEYING_MATERIAL_COMPROMISE) Possession of any of the keys, authorization factors, submasks, and random numbers or any other values that contribute to the creation of keys or authorization factors could allow an unauthorized user to defeat the encryption. The cPP considers possession of keying material of equal importance to the data itself. Threat agents may look for keying material in unencrypted sectors of the storage device and on other peripherals in the operating environment (OE), e.g. BIOS configuration, SPI flash, or TPMs.

[FCS_KYC_EXT.1.1, FCS_CKM_EXT.4, FCS_CKM.4.1, FCS_CKM.1.1, FCS_KYC_EXT.2, FCS_SMV_EXT.1.1, FMT_SMF.1.1]

Rationale: FPT_KYP_EXT.1.1 ensures unwrapped key material is not stored in volatile memory and FCS_CKM_EXT.4 along with FCS_CKM.4.1 ensures proper key destruction; minimizing the exposure of plaintext key material. FCS_CKM.1.1, FCS_KYC_EXT.2, and FCS_SMV_EXT.1.1 ensures that key material is generated with sufficient and effective strength and wrapped in such a manner to maintain its strength. These requirements make the cost of obtaining key material or authorization factors as cryptographically difficult as guessing the DEK.

FMT_SMF.1.1 ensures the TSF provides the functions necessary to manage important aspects of the TOE including generating and configuring authorization factors.

(T.AUTHORIZATION_GUESSING) Threat agents may exercise host software to repeatedly guess authorization factors, such as passwords and PINs. Successful guessing of the authorization factors may cause the TOE to release DEKs or otherwise put it in a state in which it discloses protected data to unauthorized users.

[FCS_SMV_EXT.1.2]

Rationale: FCS_SMV_EXT.1.2 requires several options for enforcing validation, such as key sanitization of the DEK or when a configurable number of failed validation attempts is reached within a 24 hour period. This prevents brute force attacks against authorization factors such as passwords and pins.

(T.KEYSPACE_EXHAUST) Threat agents may perform a cryptographic exhaust against the key space. Poorly chosen encryption algorithms and/or parameters allow attackers to brute force exhaust the key space and give them unauthorized access to the data.

[FCS_CKM.1, FCS_RBG_EXT.1.1]

Rationale: FCS_CKM.1 and FCS_RBG_EXT.1.1 ensure cryptographic keys are random and of an appropriate strength/length to make exhaustion attempts cryptographically difficult and cost prohibitive.

(T.KNOWN_PLAINTEXT) Threat agents know plaintext in regions of storage devices, especially in uninitialized regions (all zeroes) as well as regions that contain well known software such as operating systems. A poor choice of encryption algorithms, encryption modes, and initialization vectors along with known plaintext could allow an attacker to recover the effective DEK, thus providing unauthorized access to the previously unknown plaintext on the storage device.

[FCS_COP.1(f), FCS_SNI_EXT.1]

Rationale: FCS_COP.1(f) ensures the proper choice of encryption algorithm and mode. FCS_SNI_EXT.1 ensures proper handling of salts, nonce's and initialization vectors,

(T.CHOSEN_PLAINTEXT) Threat agents may trick authorized users into storing chosen plaintext on the encrypted storage device in the form of an image, document, or some other file. A poor choice of encryption algorithms, encryption modes, and initialization vectors along with the chosen plaintext could allow attackers to recover the effective DEK, thus providing unauthorized access to the previously unknown plaintext on the storage device.

[FCS_COP.1(f), FCS_SNI_EXT.1]

Rationale: FCS_COP.1(f) ensures the proper choice of encryption algorithm and mode. FCS_SNI_EXT.1 ensures proper handling of salts, nonce's and initialization vectors,

(T.UNAUTHORIZED_UPDATE) Threat agents may attempt to perform an update of the product which compromises the security features of the TOE. Poorly chosen update protocols, signature generation and verification algorithms, and parameters may allow attackers to install software and/or firmware that bypasses the intended security features and provides them unauthorized to access to data.

[FPT_TUD_EXT.1.1, FPT_TUD_EXT.1.2, FPT_TUD_EXT.1.3, FMT_SMF.1.1]

Rationale: FPT_TUD_EXT.1.1, FPT_TUD_EXT.1.2, and FPT_TUD_EXT.1.3 provide authorized users with the ability to query the current version of the TOE

software/firmware, initiate updates, and verify updates prior to installation using a manufacturer digital signature.

FMT_SMF.1.1 ensures the TSF provides the functions necessary to manage important aspects of the TOE including the initiation of system firmware/software updates.

3.2 Assumptions

Assumptions that must remain true in order to mitigate the threats appear below:

(A.TRUSTED_CHANNEL) Communication among and between product components (e.g., AA and EE) is sufficiently protected to prevent information disclosure. In cases in which a single product fulfils both cPPs, then the communication between the components does not extend beyond the boundary of the TOE (e.g., communication path is within the TOE boundary). In cases in which independent products satisfy the requirements of the AA and EE, the physically close proximity of the two products during their operation means that the threat agent has very little opportunity to interpose itself in the channel between the two without the user noticing and taking appropriate actions.

[OE.TRUSTED_CHANNEL]

(A.INITIAL_DRIVE_STATE) Users enable Full Drive Encryption on a newly provisioned storage device free of protected data in areas not targeted for encryption. It is also assumed that data intended for protection should not be on the targeted storage media until after provisioning. The cPP does not intend to include requirements to find all the areas on storage devices that potentially contain protected data. In some cases, it may not be possible - for example, data contained in "bad" sectors. While inadvertent exposure to data contained in bad sectors or un-partitioned space is unlikely, one may use forensics tools to recover data from such areas of the storage device. Consequently, the cPP assumes bad sectors, un-partitioned space, and areas that must contain unencrypted code (e.g., MBR and AA/EE pre-authentication software) contain no protected data.

[OE.INITIAL_DRIVE_STATE]

(A.TRAINED_USER) Users follow the provided guidance for securing the TOE and authorization factors. This includes conformance with authorization factor strength, using external token authentication factors for no other purpose and ensuring external token authorization factors are securely stored separately from the storage device and/or platform. The user should also be trained on how to power off their system.

[OE.PASSPHRASE_STRENGTH, OE.POWER_DOWN, OE.SINGLE_USE_ET,
OE.TRAINED_USERS]

(A.PLATFORM_STATE) The platform in which the storage device resides (or an external storage device is connected) is free of malware that could interfere with the correct operation of the product.

[OE.PLATFORM_STATE]

(A.POWER_DOWN) The user does not leave the platform and/or storage device unattended until the TOE power-offs. This properly clears memories and locks down the device.

Authorized users do not leave the platform and/or storage device in a mode where sensitive information persists in non-volatile storage (e.g., Lockscreen or sleep state). Users power the platform and/or storage device down or place it into a power managed state, such as a “hibernation mode”.

[OE.POWER_DOWN]

(A.STRONG_CRYPTO) All cryptography implemented in the Operational Environment and used by the product meets the requirements listed in the cPP. This includes generation of external token authorization factors by a RBG.

[OE.STRONG_ENVIRONMENT_CRYPTO]

3.3 Organizational Security Policy

There are no organizational security policies addressed by this cPP.

4. Security Objectives

4.1 Security Objectives for the Operational Environment

The Operational Environment of the TOE implements technical and procedural measures to assist the TOE in correctly providing its security functionality. This part wise solution forms the security objectives for the Operational Environment and consists of a set of statements describing the goals that the Operational Environment should achieve.

(OE.TRUSTED_CHANNEL) Communication among and between product components (e.g., AA and EE) is sufficiently protected to prevent information disclosure.

Rationale: In situations where there is an opportunity for an adversary to interpose themselves in the channel between the AA and the EE, a trusted channel should be established to prevent exploitation. [A.TRUSTED_CHANNEL] assumes the existence of a trusted channel between the AA and EE, except for when the boundary is within and does not breach the TOE or is in such close proximity that a breach is not possible without detection.

(OE.INITIAL_DRIVE_STATE) The OE provides a newly provisioned or initialized storage device free of protected data in areas not targeted for encryption.

Rationale: Since the cPP requires all protected data be encrypted, A.INITIAL_DRIVE_STATE assumes that the initial state of the device targeted for FDE is free of protected data in those areas of the drive where encryption will not be invoked (e.g., MBR and AA/EE pre-authentication software). Given this known start state, the product (once installed and operational) ensures partitions of logical blocks of user accessible data is protected.

(OE.PASSPHRASE_STRENGTH) An authorized administrator will be responsible for ensuring that the passphrase authorization factor conforms to guidance from the Enterprise using the TOE.

Rationale: Users are properly trained [A.TRAINED_USER] to create authorization factors that conform to administrative guidance.

(OE.POWER_DOWN) Volatile memory is cleared after power-off so memory remnant attacks are infeasible.

Rationale: Users are properly trained [A.TRAINED_USER] to not leave the storage device unattended until powered down or placed in a managed power state such as “hibernation mode.” A.POWER_DOWN stipulates that such memory remnant attacks are infeasible given the device is in a powered-down or “hibernation mode” state.

(OE.SINGLE_USE_ET) External tokens that contain authorization factors will be used for no other purpose than to store the external token authorization factor.

Rationale: Users are properly trained [A.TRAINED_USER] to use external token authorization factors as intended and for no other purpose.

(OE.STRONG_ENVIRONMENT_CRYPTO) The Operating Environment will provide a cryptographic function capability that is commensurate with the requirements and capabilities of the TOE and Appendix A.

Rationale: All cryptography implemented in the Operational Environment and used by the product meets the requirements listed in this cPP [A.STRONG_CRYPTO].

(OE.TRAINED_USERS) Authorized users will be properly trained and follow all guidance for securing the TOE and authorization factors.

Rationale: Users are properly trained [A.TRAINED_USER] to create authorization factors that conform to guidance, not store external token authorization factors with the device, and power down the TOE when required (OE.PLATFORM_STATE) The platform in which the storage device resides (or an external storage device is connected) is free of malware that could interfere with the correct operation of the product.

A platform free of malware [A.PLATFORM_STATE] prevents an attack vector that could potentially interfere with the correct operation of the product.

5. Security Functional Requirements

The individual security functional requirements are specified in the sections below.

Functional Class	Functional Components
Cryptographic support Class (FCS)	FCS_CKM.1 Cryptographic key generation (Data Encryption Key)
Cryptographic support Class (FCS)	FCS_CKM_EXT.4 Cryptographic Key and Key Material Destruction
Cryptographic support Class (FCS)	FCS_CKM.4 Cryptographic key destruction
Cryptographic support Class (FCS)	FCS_KYC_EXT.2 (Key Chaining)
Cryptographic support Class (FCS)	FCS_SMV_EXT.1 Validation
User data protection Class (FDP)	FDP_DSK_EXT.1 Extended: Protection of Data on Disk
Security management Class (FMT)	FMT_SMF.1 Specification of management functions
Protection of the TSF Class (FPT)	FPT_KYP_EXT.1 Extended: Protection of Key and Key Material
Protection of the TSF Class (FPT)	FPT_TUD_EXT.1 Trusted Update
Protection of the TSF Class (FPT)	FPT_TST_EXT.1 TSF Testing

Table 2 TOE Security Functional Requirements

5.1 Class: Cryptographic Support (FCS)

FCS_CKM.1 Cryptographic key generation (Data Encryption Key)

FCS_CKM.1.1 **Refinement:** The TSF shall [selection:

- generate a DEK using the RBG as specified in FCS_RBG_EXT.1 (Appendix B),
- accept a DEK that is generated by the RBG provided by the host platform,
- accept a DEK that is wrapped as specified in FCS_COP.1(d) (Appendix B)]

that is [selection: 128 bits, 256 bits] in length.

Application Note: The purpose of this requirement is to explain DEK generation during provisioning.

If the TOE can be configured to obtain a DEK through more than one method, the ST Author chooses the applicable options within the selection. For example, the TOE may generate random numbers with an approved RBG to create a DEK, as well as provide an interface to accept a DEK from the environment.

If the ST Author chooses the first and/or third option in the selection the corresponding requirement is pulled from Appendix A and included in the body of the ST.

5.1.1 Cryptographic Key Management (FCS_CKM)

FCS_CKM_EXT.4 Cryptographic Key and Key Material Destruction

FCS_CKM_EXT.4.1 The TSF shall destroy all keys and keying material when no longer needed.

Application Note: Keys, including intermediate keys and key material that are no longer needed are destroyed in volatile memory by using an approved method, FCS_CKM.4.1. Examples of keys are intermediate keys, submasks, and DEK. There may be instances where keys or key material that are contained in persistent storage are no longer needed and require destruction. Based on their implementation, vendors will explain when certain keys are no longer needed. There are multiple situations in which key material is no longer necessary, for example, a wrapped key may need to be destroyed when a password is changed. However, there are instances when keys are allowed to remain in memory, for example, a device identification key.

FCS_CKM.4 Cryptographic key destruction

FCS_CKM.4.1 The TSF shall erase cryptographic keys in accordance with a specified cryptographic key erasure method [selection:

- For volatile memory, the erasure shall be executed by a single direct overwrite [selection: consisting of a pseudo-random pattern using the TSF's RBG, consisting of a pseudo-random pattern using the host platform's RBG, consisting of zeroes] following by a read-verify.
- For non-volatile storage, the erasure shall be executed by:
 - A [selection: single, three or more times] overwrite of key data storage location consisting of [selection: a pseudo random pattern using the TSF's RBG (as specified in FCS_RBG_EXT.1, a pseudo-random pattern using the host platform's RBG, a static pattern)], followed by a [selection: read-verify, none]. If read-verification of the overwritten data fails, the process shall be repeated again;

] that meets the following: [selection: NIST SP800-88, no standard].

Application Note: Keys, including intermediate keys and key material that are no longer needed are destroyed in volatile memory by using one of these approved methods. In these cases, the destruction method conforms to one of methods specified in this requirement. Cryptographic Erase is considered a well defined term for the destruction of key information. Some solutions support write access to media locations where keys are stored, thus allow for destruction of cryptographic keys via direct overwrites of key and key material data. In other cases storage virtualization techniques on system and/or device level could result in multiple copies of key data and/or the underlying media technology does not support direct overwrites of locations where key data are stored. Note that onetime programmable memories are excluded.

FCS_KYC_EXT.2 (Key Chaining)

FCS_KYC_EXT.2.1 The TSF shall accept a BEV of [selection: 128 bits, 256 bits] from the AA.

FCS_KYC_EXT.2.2 The TSF shall maintain a chain of intermediary keys originating from the BEV to the DEK using the following method(s): [selection: key derivation as specified in FCS_KDF_EXT.1, key wrapping as specified in FCS_COP.1(d), key transporting as specified in FCS_COP.1(e), key encryption as specified in FCS_COP.1(g)] while maintaining an effective strength of [selection: 128 bits or 256 bits].

Application Note: *Key Chaining is the method of using multiple layers of encryption keys to ultimately secure the protected data encrypted on the drive. The number of intermediate keys will vary – from two (e.g., using the BEV as an intermediary key to wrap the DEK to many). This applies to all keys that contribute to the ultimate wrapping or derivation of the DEK; including those in areas of protected storage (e.g. TPM stored keys, comparison values).*

Once the ST Author has selected a method to create the chain (either by deriving keys or unwrapping them), they pull the appropriate requirement out of Appendix B. It is allowable for an implementation to use both methods.

The method the TOE uses to chain keys and manage/protect them is described in the Key Management Description; see Key Management Description for more information.

FCS_SMV_EXT.1 Validation

FCS_SMV_EXT.1.1 The TSF shall validate a BEV using the following methods: [selection: key wrap as specified in FCS_COP.1(d), hash the BEV as specified in [selection: FCS_COP.1(b), FCS_COP.1(c)] and compare it to a stored hashed value, decrypt a known value using the BEV or an intermediary key as specified in FCS_COP.1(f) and compare against a stored known value].

FCS_SMV_EXT.1.2 The TSF shall [selection: perform a key sanitization of the DEK upon a configurable number of consecutive failed validation attempts, institute a delay such that only [assignment: ST Author specified number of attempts] can be made within a 24 hour period, block validation after a [assignment: ST Author specified number of attempts] of consecutive failed validation attempts]

Application Note: *“Validation” of the BEV can occur at any point in the key chain, including when the DEK is decrypted. For the purposes of this requirement, validating a key derived from the BEV equates to “validating” the BEV. The purpose of performing secure validation is to not expose any material that might compromise the submask(s).*

The TOE validates the BEV prior to allowing the user access to the data stored on the drive. When the key wrap in FCS_COP.1(d) is used, the validation is performed inherently.

The delay must be enforced by the TOE, but this requirement is not intended to address attacks that bypass the product (e.g. attacker obtains hash value or “known” crypto value and mounts attacks outside of the TOE, such as a third party password crackers). The cryptographic functions (i.e., hash, decryption) performed are those specified in FCS_COP.1(b) and FCS_COP.1(f).

FCS_SNI_EXT.1 Cryptographic Operation (Salt, Nonce, and Initialization Vector Generation)

FCS_SNI_EXT.1.1 The TSF shall only use salts that are generated by a [selection: RNG as specified in FCS_RBG_EXT.1, RNG provided by the host platform]

FCS_SNI_EXT.1.2 The TSF shall only use unique nonces with a minimum size of 64 bits.

FCS_SNI_EXT.1.3 The TSF shall create IVs in the following manner:

- CBC: IVs shall be non-repeating,
- CCM: Nonce shall be non-repeating,
- XTS: No IV. Tweak values shall be non-negative integers, assigned consecutively, and starting at an arbitrary non-negative integer,
- GCM: IV shall be non-repeating. The number of invocations of GCM shall not exceed 2^{32} for a given secret key.

Application Note: *This requirement covers several important factors – the salt must be random, but the nonces only have to be unique. FCS_SNI_EXT.1.3 specifies how the IV should be handled for each encryption mode. Assigned consecutively could mean using a one-up counter. Additionally, nonce is called as Starting Variable (SV) in ISO/IEC 19772.*

Tweak values shall be non-negative numbers, starting at an arbitrary non-negative number, and all subsequent tweak values shall be incremented from the initial value.

5.2 Class: User Data Protection (FDP)

This family is used to mandate the encryption of all protected data written to a drive.

FDP_DSK_EXT.1 Extended: Protection of Data on Disk

FDP_DSK_EXT.1.1 The TSF shall perform Full Drive Encryption in accordance with FCS_COP.1(f), such that the drive contains no plaintext protected data.

FDP_DSK_EXT.1.2 The TSF shall encrypt all protected data without user intervention.

Application Note: *The intent of this requirement is to specify that encryption of any protected data will not depend on a user electing to protect that data. The drive encryption specified in FDP_DSK_EXT.1 occurs transparently to the user and the decision to protect the data is outside the discretion of the user, which is a characteristic that distinguishes it from file encryption. The definition of protected data can be found in the glossary.*

The cryptographic functions that perform the encryption/decryption of the data may be provided by the environment. If the TOE provides the cryptographic functions to encrypt/decrypt the data, the ST Author pulls FCS_COP.1(f) from the Appendix A and includes it in the main body of the ST.

5.3 Class: Security Management (FMT)

FMT_SMF.1 Specification of Management Functions

FMT_SMF.1.1 The TSF shall be capable of performing the following management functions:

- a) change the DEK, as specified in FCS_CKM.1, when reprovisioning or when commanded,
- b) cryptographically erase the DEK,
- c) initiate TOE firmware/software updates,

- d) [selection: no other functions, import a wrapped DEK, change default authorization factors, configure cryptographic functionality, disable key recovery functionality, securely updating the public key needed for trusted update [assignment: other management functions provided by the TSF]].

Application Note: *The intent of this requirement is to express the management capabilities that the TOE possesses. This means that the TOE must be able to perform the listed functions. Item (d) is used to specify functionality that may be included in the TOE, but is not required to conform to the cPP. Configure cryptographic functionality could include key management functions, for example, the BEV will be wrapped or encrypted, and the EE will need to unwrap or decrypt the BEV. In item (d), if no other management functions are provided (or claimed), then “no other functions” should be selected. Default Authorization factors are the initial values that are used to manipulate the drive.*

For the purposes of this document, key sanitization means to destroy the DEK, using one of the approved destruction methods.

5.4 Class: Protection of the TSF (FPT)

FPT_KYP_EXT.1 Extended: Protection of Key and Key Material

FPT_KYP_EXT.1.1 The TSF shall only store keys in non-volatile memory when wrapped, as specified in FCS_COP.1(d) or encrypted, as specified in FCS_COP.1(g) unless the key meets any one of following criteria [selection;

- The plaintext key is not part of the key chain as specified in FCS_KYC_EXT.2.
- The plaintext key that will no longer provide access to the encrypted data after initial provisioning.
- The plaintext key is a key split that is combined as specified in FMT_SMF.1, and the other half of the key split is either [selection: wrapped as specified in FCS_COP.1(d), encrypted as specified in FCS_COP.1(g), or derived and not stored in non-volatile memory.]
- The plaintext key is stored on an external storage device for use as an authorization factor.
- The plaintext key is used to [selection: wrap a key as specified in FCS_COP.1(d), encrypted as specified in FCS_COP.1(g)] that is already [selection: wrapped as specified in FCS_COP.1(d), encrypted as specified in FCS_COP.1(g)]

Application Note: *The plaintext key storage in non-volatile memory is allowed for several reasons. If the keys exist within protected memory that is not user accessible on the TOE or OE, the only methods that allow it to play a security relevant role for protecting the BEV or the DEK is if it is a key split or providing additional layers of wrapping or encryption on keys that have already been protected.*

When stored in non-volatile memory (even in protected storage), the DEK is always encrypted (wrapped) and only exists in plaintext form in volatile memory, when it is being used to encrypt or decrypt data. Provisioning keys may exist in plaintext form in non-volatile memory before provisioning by the drive owner.

If the TOE does not store keys in non-volatile memory, a statement in the TSS stating that keys are never stored in non-volatile memory is all that is required and no evaluation activity needs to be performed.

This requirement is addressing the keys related to the encryption of user data – specifically keys from within the key chain.

FPT_TUD_EXT.1 Trusted Update

FPT_TUD_EXT.1.1 The TSF shall provide authorized users the ability to query the current version of the TOE software/firmware.

FPT_TUD_EXT.1.2 The TSF shall provide authorized users the ability to initiate updates to TOE software/firmware.

FPT_TUD_EXT.1.3 The TSF shall verify updates to the TOE software/firmware using a digital signature by the manufacturer prior to installing those updates.

Application Note: *The digital signature mechanism referenced in the third element is the one specified in FCS_COP.1(a) in Appendix A. While this component requires the TOE to implement the update functionality itself, it is acceptable to perform the cryptographic checks using functionality available in the Operational Environment.*

FPT_TST_EXT.1 Extended: TSF Testing

FPT_TST_EXT.1.1 The TSF shall run a suite of the following self-tests [selection: *during initial start-up (on power on), before the function is first invoked*] to demonstrate the correct operation of the TSF.

Application Note: *The tests regarding cryptographic functions implemented in the TOE can be deferred, as long as the tests are performed before the function is invoked.*

If FCS_RBG_EXT.1 is implemented by the TOE and according to NIST SP 800-90, the evaluator shall verify that the TSS describes health tests that are consistent with section 11.3 of NIST SP 800-90.

If any FCS_COP functions are implemented by the TOE, the TSS shall describe the known-answer self-tests for those functions.

The evaluator shall verify that the TSS describes, for some set of non-cryptographic functions affecting the correct operation of the TSF, the method by which those functions are tested. The TSS will describe, for each of these functions, the method by which correct operation of the function/component is verified. The evaluator shall determine that all of the identified functions/components are adequately tested on start-up.

6. Security Assurance Requirements

This cPP identifies the Security Assurance Requirements (SARs) to frame the extent to which the evaluator assesses the documentation applicable for the evaluation and performs independent testing.

Note to ST Authors: There is a selection in the ASE_TSS that must be completed. One cannot simply reference the SARs in this cPP.

This section lists the set of SARs from CC part 3 that are required in evaluations against this cPP. Individual Evaluation Activities to be performed are specified in *Supporting Document (Mandatory Technical Document) Full Drive Encryption: Encryption Engine January 2015*.

The general model for evaluation of TOEs against STs written to conform to this cPP is as follows: after the ST has been approved for evaluation, the ITSEF will obtain the TOE, supporting environmental IT (if required), and the administrative/user guides for the TOE. The ITSEF is expected to perform actions mandated by the Common Evaluation Methodology (CEM) for the ASE and ALC SARs. The ITSEF also performs the Evaluation Activities contained within the SD, which are intended to be an interpretation of the other CEM assurance requirements as they apply to the specific technology instantiated in the TOE. The Evaluation Activities that are captured in the SD also provide clarification as to what the developer needs to provide to demonstrate the TOE is compliant with the cPP.

Assurance Class	Assurance Components
Security Target (ASE)	Conformance claims (ASE_CCL.1)
	Extended components definition (ASE_ECD.1)
	ST introduction (ASE_INT.1)
	Security objectives for the operational environment (ASE_OBJ.1)
	Stated security requirements (ASE_REQ.1)
	Security Problem Definition (ASE_SPD.1)
	TOE summary specification (ASE_TSS.1)
Development (ADV)	Basic functional specification (ADV_FSP.1)
Guidance documents (AGD)	Operational user guidance (AGD_OPE.1)
	Preparative procedures (AGD_PRE.1)
Life cycle support (ALC)	Labeling of the TOE (ALC_CMC.1)
	TOE CM coverage (ALC_CMS.1)
Tests (ATE)	Independent testing – sample (ATE_IND.1)
Vulnerability assessment (AVA)	Vulnerability survey (AVA_VAN.1)

Table 3: Security Assurance Requirements

6.1 ASE: Security Target

The ST is evaluated as per ASE activities defined in the CEM. In addition, there may be Evaluation Activities specified within the SD that call for necessary descriptions to be included in the TSS that are specific to the TOE technology type.

The SFRs in this cPP allow for conformant implementations to incorporate a wide range of acceptable key management approaches as long as basic principles are satisfied. Given the criticality of the key management scheme, this cPP requires the developer to provide a detailed description of their key management implementation. This information can be submitted as an appendix to the ST and marked proprietary, as this level of detailed information is not expected to be made publicly available. See Appendix E for details on the expectation of the developer's Key Management Description.

In addition, if the TOE includes a random bit generator Appendix D provides a description of the information expected to be provided regarding the quality of the entropy.

ASE_TSS.1.1C Refinement: The TOE summary specification shall describe how the TOE meets each SFR, **including a proprietary Key Management Description (Appendix E), and [selection: Entropy Essay, no other cPP specified proprietary documentation].**

6.2 ADV: Development

The design information about the TOE is contained in the guidance documentation available to the end user as well as the TSS portion of the ST, and any additional information required by this cPP that is not to be made public (e.g., Entropy Essay).

6.2.1 Basic Functional Specification (ADV_FSP.1)

The functional specification describes the TOE Security Functions Interfaces (TSFIs). It is not necessary to have a formal or complete specification of these interfaces. Additionally, because TOEs conforming to this cPP will necessarily have interfaces to the Operational Environment that are not directly invocable by TOE users, there is little point specifying that such interfaces be described in and of themselves since only indirect testing of such interfaces may be possible. For this cPP, the Evaluation Activities for this family focus on understanding the interfaces presented in the TSS in response to the functional requirements and the interfaces presented in the AGD documentation. No additional "functional specification" documentation is necessary to satisfy the Evaluation Activities specified in the SD.

The Evaluation Activities in the SD are associated with the applicable SFRs; since these are directly associated with the SFRs, the tracing in element ADV_FSP.1.2D is implicitly already done and no additional documentation is necessary.

6.3 AGD: Guidance Documentation

The guidance documents will be provided with the ST. Guidance must include a description of how the IT personnel verify that the Operational Environment can fulfill its role for the security functionality. The documentation should be in an informal style and readable by the IT personnel.

Guidance must be provided for every operational environment that the product supports as claimed in the ST. For hardware products, the developer may not be aware of all the platforms an integrator chooses to use to deliver the product. A description of the commands the integrator would need to issue to properly configure the TOE (i.e., satisfies the SFRs in

the ST) would satisfy the intent of “every operational environment the product supports”. This guidance includes:

- instructions to successfully install the TSF in that environment; and
- instructions to manage the security of the TSF as a product and as a component of the larger operational environment; and
- instructions to provide a protected administrative capability.

Guidance pertaining to particular security functionality must also be provided; requirements on such guidance are contained in the Evaluation Activities specified in the SD.

6.3.1 Operational User Guidance (AGD_OPE.1)

The operational user guidance does not have to be contained in a single document. Guidance to users, administrators, application developers and integrators can be spread among documents or web pages.

The developer should review the Evaluation Activities contained in the SD to ascertain the specifics of the guidance that the evaluator will be checking for. This will provide the necessary information for the preparation of acceptable guidance.

6.3.2 Preparative Procedures (AGD_PRE.1)

As with the operational guidance, the developer should look to the Evaluation Activities to determine the required content with respect to preparative procedures.

6.4 Class ALC: Life-cycle Support

At the assurance level provided for TOEs conformant to this cPP, life-cycle support is limited to end-user-visible aspects of the life-cycle, rather than an examination of the TOE vendor’s development and configuration management process. This is not meant to diminish the critical role that a developer’s practices play in contributing to the overall trustworthiness of a product; rather, it is a reflection on the information to be made available for evaluation at this assurance level.

6.4.1 Labelling of the TOE (ALC_CMC.1)

This component is targeted at identifying the TOE such that it can be distinguished from other products or versions from the same vendor and can be easily specified when being procured by an end user. A label could consist of a “hard label” (e.g., stamped into the metal, paper label) or a “soft label” (e.g., electronically presented when queried). The evaluator performs the CEM work units associated with ALC_CMC.1.

6.4.2 TOE CM Coverage (ALC_CMS.1)

Given the scope of the TOE and its associated evaluation evidence requirements, the evaluator performs the CEM work units associated with ALC_CMS.1.

6.5 Class ATE: Tests

Testing is specified for functional aspects of the system as well as aspects that take advantage of design or implementation weaknesses. The former is done through the ATE_IND family, while the latter is through the AVA_VAN family. For this cPP, testing is based on advertised functionality and interfaces with dependency on the availability of design information. One of the primary outputs of the evaluation process is the test report as specified in the following requirements.

6.5.1 Independent Testing – Conformance (ATE_IND.1)

Testing is performed to confirm the functionality described in the TSS as well as the operational guidance (includes “evaluated configuration” instructions). The focus of the testing is to confirm that the requirements specified in Section 5 are being met. The Evaluation Activities in the SD identify the specific testing activities necessary to verify compliance with the SFRs. The evaluator produces a test report documenting the plan for and results of testing, as well as coverage arguments focused on the platform/TOE combinations that are claiming conformance to this cPP.

6.6 Class AVA: Vulnerability Assessment

For the first generation of this cPP, the iTC is expected to survey open sources to discover what vulnerabilities have been discovered in these types of products and provide that content into the AVA_VAN discussion. In most cases, these vulnerabilities will require sophistication beyond that of a basic attacker. This information will be used in the development of future protection profiles.

6.6.1 Vulnerability Survey (AVA_VAN.1)

Appendix A in the companion Supporting Document provides a guide to the evaluator in performing a vulnerability analysis.

Appendix A: Optional Requirements

As indicated in the introduction to this cPP, the baseline requirements (those that must be performed by the TOE) are contained in the body of this cPP. Additionally, there are two other sets of requirements specified in Appendices A and B.

The first set (in this Appendix) are requirements that can be included in the ST, but do not have to be in order for a TOE to claim conformance to this cPP. The second set (in Appendix B) are requirements based on selections in the body of the cPP: if certain selections are made, then additional requirements in that appendix would need to be included in the body of the ST (e.g., cryptographic protocols selected in a trusted channel requirement).

Some of the requirements in this section are iterated, but since the ST Author is responsible for incorporating the appropriate requirements from the appendices into the body of their ST, the correct iteration numbering is left to the ST Author.

A.1 Class: Cryptographic Support (FCS)

As indicated in the body of this cPP, it is acceptable for the TOE to either directly implement cryptographic functionality that supports the drive encryption/decryption process, or to use that functionality in the Operational Environment (for example, calling an Operating System's cryptographic provider interface; a third-party cryptographic library; or a hardware cryptographic accelerator). The requirements in this section specify the cryptographic functionality that must be present either in the TOE or the Operational Environment in order for the TOE to satisfy its security objectives. If the functionality is present in the TOE, then these requirements will be moved by the ST Author to the body of the ST.

If the functionality is used by the TOE and provided by the Operational Environment, then the developer will identify those functions in each Operational Environment listed in the ST. This identification should be such that an evaluator can use the information in the TSS (which requires that the method by which each operation is invoked is identified) coupled with the information on the functions in the Operational Environment to perform activities to validate that each Operational Environment listed for the TOE is able to meet the requirements in this section. The evaluator checks the Operational Environment to make sure they supply those functions and that the interfaces exist in the Operational Environment documentation.

FCS_KDF_EXT.1 Cryptographic Key Derivation

FCS_KDF_EXT.1.1 The TSF shall accept [selection: a RNG generated submask as specified in FCS_RBG_EXT.1, imported submask] to derive an intermediate key, as defined in [selection: NIST SP 800-108 [selection: KDF in Counter Mode, KDF in Feedback Mode, KDF in Double-Pipeline Iteration Mode], NIST SP 800-132], using the keyed-hash functions specified in FCS_COP.1(c), such that the output is at least of equivalent security strength (in number of bits) to the DEK.

Application Note: This requirement is used in the body of the ST if the ST Author chooses to use key derivation in the key chaining approach that is specified in FCS_KYC_EXT.2.

FCS_CKM.1(b) Cryptographic Key Generation (Asymmetric Keys)

FCS_CKM.1.1(b) **Refinement:** The TSF shall generate **asymmetric** cryptographic keys in accordance with a specified cryptographic key generation algorithm: [selection:

- **RSA schemes** using cryptographic key sizes of **2048-bit or greater** that meet the following: FIPS PUB 186-4, “Digital Signature Standard (DSS)”, Appendix B.3;
- **ECC schemes** using “NIST curves” P-256, P-384 and [selection: P-521, no other curves] that meet the following: FIPS PUB 186-4, “Digital Signature Standard (DSS)”, Appendix B.4;
- **FFC schemes** using cryptographic key sizes of **2048-bit or greater** that meet the following: FIPS PUB 186-4, “Digital Signature Standard (DSS)”, Appendix B.1

].

Application Note: Asymmetric keys may be used to “wrap” a key or submask. This SFR should be included by the ST author when making the appropriate selection in FCS_COP.

The ST author shall select all key generation schemes used for key establishment. When key generation is used for key establishment, the schemes in FCS_CKM.2.1 and selected cryptographic protocols must match the selection.

If the TOE acts as a receiver in the RSA key establishment scheme, the TOE does not need to implement RSA key generation.

For all schemes (RSA schemes, ECC schemes, FFC schemes), an RBG is needed to a) generate seeds for RSA and to b) generate private keys directly for ECC and FFC. So FCS_RBG_EXT.1 is used together with this SFR. A hash algorithm is also required when the key pair generation algorithm is selected based on either Appendix B.3.2 or B.3.5 of FIPS 186-4. So in such case, FCS_COP.1(d) is used together with this SFR.

FCS_CKM.1(c) Cryptographic key generation (Symmetric Keys)

FCS_CKM.1.1(c) **Refinement:** The TSF shall generate symmetric cryptographic keys using a Random Bit Generator as specified in FCS_RBG_EXT.1 and specified cryptographic key sizes [selection: 128 bit, 256 bit] that meet the following: [No Standard].

Application Note: Symmetric keys may be used to generate keys along the key chain.

FCS_COP.1(a) Cryptographic Operation (Signature Verification)

FCS_COP.1.1(a) The TSF shall perform **cryptographic signature services (verification)** in accordance with a [selection:

- RSA Digital Signature Algorithm with a key size (modulus) of 2048 bits or greater,
- Elliptic Curve Digital Signature Algorithm with a key size of 256 bits or greater

]

that meets the following: [selection:

- FIPS PUB 186-4, “Digital Signature Standard (DSS)”, Section 5.5, using PKCS #1 v2.1 Signature Schemes RSASSA-PSS and/or RSASSA-PKCS1-v1_5; ISO/IEC 9796-2, Digital signature scheme 2 or Digital Signature scheme 3, for RSA schemes
- FIPS PUB 186-4, “Digital Signature Standard (DSS)”, Section 6 and Appendix D, Implementing “NIST curves” P-256, P-384, and [selection: P-521, no other curves]; ISO/IEC 14888-3, Section 6.4, for ECDSA schemes

].

Application Note: The ST Author should choose the algorithm implemented to perform digital signatures. For the algorithm(s) chosen, the ST author should make the appropriate assignments/selections to specify the parameters that are implemented for that algorithm.

FCS_COP.1(b) Cryptographic operation (Hash Algorithm)

FCS_COP.1.1(b) The TSF shall perform cryptographic hashing services in accordance with [selection: SHA-256, SHA-512] that meet the following: [ISO/IEC 10118-3:2004].

Application Note: The hash selection should be consistent with the overall strength of the algorithm used for FCS_COP.1(a) (SHA 256 should be chosen for AES 128-bit keys, SHA 512 should be chosen for AES-256-bit keys). The selection of the standard is made based on the algorithms selected.

FCS_COP.1(c) Cryptographic operation (Keyed Hash Algorithm)

FCS_COP.1.1(c) The TSF shall perform keyed-hash message authentication in accordance with [selection: HMAC-SHA-256, HMAC-SHA-512] and cryptographic key sizes [assignment: key size (in bits) used in HMAC] that meet the following:[ISO/IEC 9797-2:2011, Section 7 “MAC Algorithm 2”].

Application Note: The key size [k] in the assignment falls into a range between L1 and L2 (defined in ISO/IEC 10118 for the appropriate hash function for example for SHA-256 L1 = 512, L2 =256) where $L2 \leq k \leq L1$.

FCS_COP.1(e) Cryptographic operation (Key Transport)

FCS_COP.1.1(e) Refinement: The TSF shall perform [key transport] in accordance with a specified cryptographic algorithm [RSA] in the following modes [selection: KTS-OAEP, KTS-KEM-KWS] and the cryptographic key size [selection: 2048, 3072] that meet the following: [NIST SP 800-56B, Revision 1]].

Application Note: This requirement is used in the body of the ST if the ST Author chooses to use key transport in the key chaining approach that is specified in FCS_KYC_EXT.2.

FCS_COP.1(f) Cryptographic operation (AES Data Encryption/Decryption)

FCS_COP.1.1(f) The TSF shall perform data encryption and decryption in accordance with a specified cryptographic algorithm AES used in [selection: CBC, GCM, XTS] mode and cryptographic key sizes [selection: 128 bits, 256 bits] that meet the following: AES as specified in ISO/IEC 18033-3, [selection: CBC as specified in ISO/IEC 10116, GCM as specified in ISO/IEC 19772, and XTS as specified in IEEE 1619].

Application Note: *This cPP allows for software encryption or hardware encryption. In software encryption, the TOE can provide the data encryption/decryption or the host platform could provide the encryption/decryption. Conversely, for hardware encryption, the encryption/decryption could be provided by a variety of mechanisms - dedicated hardware within a general purpose controller, the storage device's SOC, or a dedicated (co-)processor.*

If XTS Mode is selected, a cryptographic key of 256-bit or of 512-bit is allowed as specified in IEEE 1619. XTS-AES key is divided into two AES keys of equal size - for example, AES-128 is used as the underlying algorithm, when 256-bit key and XTS mode are selected. AES-256 is used when a 512-bit key and XTS mode are selected.

The intent of this requirement is to specify the approved AES modes that the ST Author may select for AES encryption of the appropriate information on the hard disk. For the first selection, the ST author should indicate the mode or modes supported by the TOE implementation. The second selection indicates the key size to be used, which is identical to that specified for FCS_CKM.1(1). The third selection must agree with the mode or modes chosen in the first selection. If multiple modes are supported, it may be clearer in the ST if this component was iterated.

FCS_COP.1(g) Cryptographic operation (Key Encryption)

FCS_COP.1.1(g) Refinement: The TSF shall perform key encryption and decryption in accordance with a specified cryptographic algorithm AES used in [selection: CBC, GCM] mode and cryptographic key sizes [selection: 128 bits, 256 bits] that meet the following: AES as specified in ISO /IEC 18033-3, [selection: CBC as specified in ISO/IEC 10116, GCM as specified in ISO/IEC 19772].

Application Note: *This requirement is used in the body of the ST if the ST Author chooses to use AES encryption/decryption for protecting the keys as part of the key chaining approach that is specified in FCS_KYC_EXT.2.*

FCS_SMC_EXT.1 Submask Combining

FCS_SMC_EXT.1.1 The TSF shall combine submasks using the following method [selection: exclusive OR (XOR), SHA-256, SHA-512] to generate an intermediary key or BEV.

Application Note: *This requirement specifies the way that a product may combine the various submasks by using either an XOR or an approved SHA-hash. The approved hash functions are captured in FCS_COP.1(b) and FCS_COP.1(c).*

Appendix B: Selection-Based Requirements

As indicated in the introduction to this cPP, the baseline requirements (those that must be performed by the TOE or its underlying platform) are contained in the body of this cPP. There are additional requirements based on selections in the body of the cPP: if certain selections are made, then additional requirements below will need to be included.

B.1 Class: Cryptographic Support (FCS)

FCS_RBG_EXT.1 Extended: Cryptographic Operation (Random Bit Generation)

FCS_RBG_EXT.1.1: The TSF shall perform all deterministic random bit generation services in accordance with [selection: ISO/IEC 18031:2011, NIST SP 800-90A] using [selection: Hash_DRBG (any), HMAC_DRBG (any), CTR_DRBG (AES)]].

FCS_RBG_EXT.1.2 The deterministic RBG shall be seeded by at least one entropy source that accumulates entropy from [selection: [assignment: number of software-based sources] software-based noise source(s), [assignment: number of hardware-based sources] hardware-based noise source(s)] with a minimum of [selection: 128 bits, 256 bits] of entropy at least equal to the greatest security strength, according to ISO/IEC 18031:2011 Table C.1 “Security Strength Table for Hash Functions”, of the keys and hashes that it will generate.

Application Note: ISO/IEC 18031:2011 contains different methods of generating random numbers; each of these, in turn, depends on underlying cryptographic primitives (hash functions/ciphers). The ST author will select the function used and include the specific underlying cryptographic primitives used in the requirement. While any of the identified hash functions (SHA-224, SHA-256, SHA-384, SHA-512) are allowed for Hash_DRBG or HMAC_DRBG, only AES-based implementations for CTR_DRBG are allowed. Table C.2 in ISO/IEC 18031:2011 provides an identification of Security strengths, Entropy and Seed length requirements for the AES-128 and 256 Block Cipher.

The CTR_DRBG in ISO/IEC 18031:2011 requires using derivation function, whereas NIST SP 800-90A does not. Either model is acceptable. In the first selection in FCS_RBG_EXT.1.1, the ST Author chooses the standard they are compliant.

The first selection in FCS_RBG_EXT.1.2 the ST author fills in how many entropy sources are used for each type of entropy source they employ. It should be noted that a combination of hardware and software based noise sources is acceptable.

It should be noted that the entropy source is considered to be a part of the RBG and if the RBG is included in the TOE, the developer is required to provide the entropy description outlined in Appendix D. The documentation *and tests* required in the Evaluation Activity for this element necessarily cover each source indicated in FCS_RBG_EXT.1.2.

FCS_COP.1(d) Cryptographic operation (Key Wrapping)

FCS_COP.1.1(d) Refinement: The TSF shall perform [key wrapping] in accordance with a specified cryptographic algorithm [AES] in the following modes [selection: KW, KWP, GCM, CCM] and the cryptographic key size [selection: 128 bits, 256 bits] that meet the following: [ISO/IEC 18033-3 (AES), [selection: NIST SP 800-38F, ISO/IEC 19772]].

Application Note: *This requirement is used in the body of the ST if the ST Author chooses to use key wrapping in the key chaining approach that is specified in FCS_KYC_EXT.2 or as a means of accepting a wrapped DEK in FCS_CKM.1. For the purposes of this requirement, key wrapping consists of authenticated encryption and decryption.*

Appendix C: Extended Component Definitions

This appendix contains the definitions for the extended requirements that are used in the cPP, including those used in Appendices A and B.

C.1 Background and Scope

This document provides a definition for all of the extended components used in the *collaborative Protection Profile for Full Drive Encryption—Encryption Engine*. These components are identified in the following table:

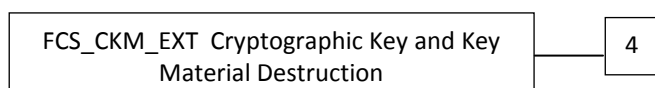
FCS_CKM_EXT.4	Cryptographic Key and Key Material Destruction
FCS_KYC_EXT.2	Key Chaining
FCS_SMV_EXT.1	Validation
FDP_DSK_EXT.1	Extended: Protection of Data on Disk
FPT_KYP_EXT.1	Extended: Protection of Key and Key Material
FPT_TUD_EXT.1	Trusted Update
FCS_SMC_EXT.1	Submask Combining
FPT_TST_EXT.1	Extended: TSF Testing
FCS_SNI_EXT.1	Cryptographic Operation (Salt, Nonce, and Initialization Vector Generation)
FCS_RBG_EXT.1	Extended: Cryptographic operation (Random Bit Generation)

Cryptographic Key Management (FCS_CKM)

Family Behavior

Cryptographic keys must be managed throughout their life cycle. This family is intended to support that lifecycle and consequently defines requirements for the following activities: cryptographic key generation, cryptographic key distribution, cryptographic key access and cryptographic key destruction. This family should be included whenever there are functional requirements for the management of cryptographic keys.

Component leveling



FCS_CKM_EXT.4 Cryptographic Key and Key Material Destruction, is an extended component under FCS_CKM.4 and contains requirements on the timing of key destruction.

Management: FCS_CKM_EXT.4

No specific management functions are identified

Audit: FCS_CKM_EXT.4

There are no auditable events foreseen.

FCS_CKM_EXT.4 Cryptographic Key and Key Material Destruction

Hierarchical to: No other components

Dependencies: No other components

FCS_CKM_EXT.4 The TSF shall destroy all keys (intermediate keys, submasks, and BEV) and keying material when no longer needed.

Key Derivation (FCS_KDF_EXT)

Family Behavior

This family provides the specification to be used for how keys are derived.

Component leveling



FCS_KDF_EXT.1 Key Derivation, requires the TSF to use a submask to derive one or more intermediate keys.

Management: FCS_KDF_EXT.1

No specific management functions are identified

Audit: FCS_KDF_EXT.1

There are no auditable events foreseen.

FCS_KDF_EXT.1 Key Derivation

Hierarchical to: No other components

Dependencies: No other components

FCS_KDF_EXT.1 Cryptographic Key Derivation

FCS_KDF_EXT.1.1 The TSF shall accept [selection: a RNG generated submask as specified in [assignment: approved RBG specification], imported submask] to derive an intermediate key, as defined in [selection: NIST SP 800-108 [selection: KDF in Counter Mode, KDF in Feedback Mode, KDF in Double-Pipeline Iteration Mode], NIST SP 800-132], using the keyed-hash functions specified in [selection: [assignment: approved hashing functions]], such that the output is at least of equivalent security strength (in number of bits) to the DEK.

Key Chaining (FCS_KYC_EXT)

Family Behavior

This family provides the specification to be used for using multiple layers of encryption keys to ultimately secure the protected data encrypted on the drive.

Component leveling



FCS_KYC_EXT.2 Key Chaining, requires the TSF to maintain a key chain and specifies the characteristics of that chain.

Management: FCS_KYC_EXT.2

No specific management functions are identified

Audit: FCS_KYC_EXT.2

There are no auditable events foreseen.

FCS_KYC_EXT.2 Key Chaining

Hierarchical to: No other components

Dependencies: No other components

FCS_KYC_EXT.2.1 The TSF shall accept a BEV of [selection: 128 bits, 256 bits] from the AA.

FCS_KYC_EXT.2.1 The TSF shall maintain a chain of one or more intermediary keys from the BEV to the DEK using the following method(s): [assignment: methods used to form intermediary keys in the key chain].

***Application Note:** Key Chaining is the method of using multiple layers of encryption keys to ultimately secure the protected data encrypted on the drive. The number of intermediate keys will vary – from one (e.g., using the BEV as a key encrypting key (KEK)) to many. This applies to all keys*

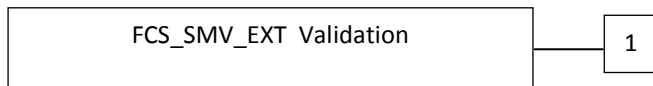
that contribute to the ultimate wrapping or derivation of the DEK; including those in areas of protected storage (e.g. TPM stored keys, comparison values).

Key Validation (FCS_SMV_EXT)

Family Behavior

This family specifies the means by which BEVs are determined to be valid prior to their use.

Component leveling



FCS_SMV_EXT.1 Validation, requires the TSF to validate BEVs by one or more of the specified methods.

Management: FCS_SMV_EXT.1

No specific management functions are identified

Audit: FCS_SMV_EXT.1

There are no auditable events foreseen.

FCS_SMV_EXT.1 Validation

Hierarchical to: No other components

Dependencies: There may be dependencies used as possible validation methods

FCS_SMV_EXT.1.1 The TSF shall validate a BEV using the following methods: [selection: key wrap as specified in FCS_COP.1(d), hash the BEV as specified in [selection: FCS_COP.1(b), FCS_COP.1(c)] and compare it to a stored hashed value, decrypt a known value using the BEV or an intermediary key as specified in FCS_COP.1(f) and compare against a stored known value].

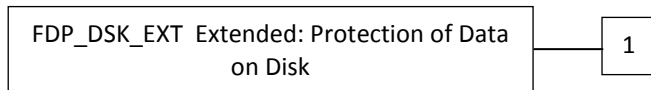
FCS_SMV_EXT.1.2 The TSF shall [selection: perform a key sanitization of the DEK upon a configurable number of consecutive failed validation attempts, institute a delay such that only [assignment: ST Author specified number of attempts] can be made within a 24 hour period, block validation after a [assignment: ST Author specified number of attempts] of consecutive failed validation attempts]

Protection of Data on Disk (FDP_DSK_EXT)

Family Behavior

This family is used to mandate the encryption of all protected data written to a drive.

Component leveling



FDP_DSK_EXT.1 Extended: Protection of Data on Disk, requires the TSF to accept authorization factors of a certain composition and condition them appropriately.

Management: FDP_DSK_EXT.1

No specific management functions are identified

Audit: FDP_DSK_EXT.1

There are no auditable events foreseen.

FDP_DSK_EXT.1 Extended: Protection of Data on Disk

Hierarchical to: No other components

Dependencies: No other components

FDP_DSK_EXT.1.1 The TSF shall perform Full Drive Encryption in accordance with FCS_COP.1(f), such that the drive contains no plaintext protected data.

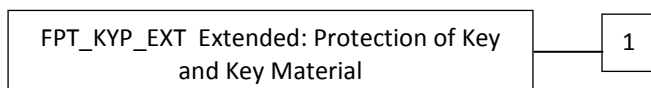
FDP_DSK_EXT.1.2 The TSF shall encrypt all data without user intervention.

Key and Key Material Protection (FPT_KYP_EXT)

Family Behavior

This family requires that key and key material be protected if and when written to non-volatile storage.

Component leveling



FPT_KYP_EXT.1 Extended: Protection of Key and Key Material, requires the TSF to ensure that no plaintext key or key material are written to volatile storage.

Management: FPT_KYP_EXT.1

No specific management functions are identified

Audit: FPT_KYP_EXT.1

There are no auditable events foreseen.

FPT_KYP_EXT.1 Extended: Protection of Key and Key Material

Hierarchical to: No other components

Dependencies: No other components

FCS_KYC_EXT.1.1 The TSF shall only store keys in non-volatile memory when wrapped, as specified in FCS_COP.1(d) or encrypted, as specified in FCS_COP.1(g) unless the key meets any one of following criteria [selection;

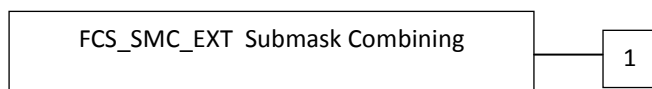
- **The plaintext key is not part of the key chain as specified in FCS_KYC_EXT.2.**
- **The plaintext key that will no longer provide access to the encrypted data after initial provisioning.**
- **The plaintext key is a key split that is combined as specified in FMT_SMF.1, and the other half of the key split is either [selection: wrapped as specified in FCS_COP.1(d), encrypted as specified in FCS_COP.1(g), or derived and not stored in non-volatile memory.]**
- **The plaintext key is stored on an external storage device for use as an authorization factor.**
- **The plaintext key is used to [selection: wrap a key as specified in FCS_COP.1(d), encrypted as specified in FCS_COP.1(g)] that is already [selection: wrapped as specified in FCS_COP.1(d), encrypted as specified in FCS_COP.1(g)]**

Submask Combining (FCS_SMC_EXT)

Family Behavior

This family specifies the means by which submasks are combined, if the TOE supports more than one submask being used to derive or protect the BEV.

Component leveling



FCS_SMC_EXT.1 Submask Combining, requires the TSF to combine the submasks in a predictable fashion.

Management: FCS_SMC_EXT.1

No specific management functions are identified

Audit: FCS_SMC_EXT.1

There are no auditable events foreseen.

FCS_SMC_EXT.1 Submask Combining

Hierarchical to: No other components

Dependencies: FCS_COP.1(b) Cryptographic Operation (hash algorithm)

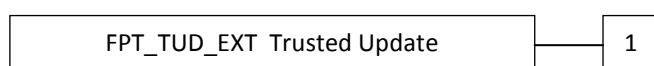
FCS_SMC_EXT.1.1 The TSF shall combine submasks using the following method [selection: exclusive OR (XOR), SHA-256, SHA-512] to generate an intermediary key or BEV.

Trusted Update (FPT_TUD_EXT)

Family Behavior

Components in this family address the requirements for updating the TOE firmware and/or software.

Component leveling



FPT_TUD_EXT.1 Trusted Update, requires the capability to be provided to update the TOE firmware and software, including the ability to verify the updates prior to installation.

Management: FPT_TUD_EXT.1

The following actions could be considered for the management functions in FMT:

- a) Ability to update the TOE and to verify the updates

Audit: FPT_TUD_EXT.1

The following actions should be auditable if FAU_GEN Security audit data generation is included in the PP/ST:

- a) Initiation of the update process.
- b) Any failure to verify the integrity of the update

FPT_TUD_EXT.1 Trusted Update

Hierarchical to: No other components

Dependencies: FCS_COP.1(a) Cryptographic operation (signature verification)

FCS_COP.1(b) Cryptographic operation (hash algorithm)

FPT_TUD_EXT.1.1 The TSF shall provide authorized users the ability to query the current version of the TOE software/firmware.

FPT_TUD_EXT.1.2 The TSF shall provide authorized users the ability to initiate updates to TOE software/firmware.

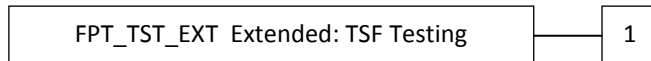
FPT_TUD_EXT.1.3 The TSF shall verify updates to the TOE software/firmware using a digital signature by the manufacturer prior to installing those updates.

TSF Self-Test (FPT_TST_EXT)

Family Behavior

Components in this family address the requirements for self-testing the TSF for selected correct operation.

Component leveling



FPT_TST_EXT.1 Extended: TSF Testing requires a suite of self tests to be run during initial start-up in order to demonstrate correct operation of the TSF.

Management: FPT_TST_EXT.1

The following actions could be considered for the management functions in FMT:

- a) No management functions.

Audit: FPT_TST_EXT.1

The following actions should be auditable if FAU_GEN Security audit data generation is included in the PP/ST:

- a) Indication that TSF self-test was completed
- b)

FPT_TST_EXT.1 Extended: TSF Testing

Hierarchical to: No other components.

Dependencies: No other components.

FPT_TST_EXT.1.1 The TSF shall run a suite of the following self-tests [selection: during initial start-up (on power on), before the function is first invoked] to demonstrate the correct operation of the TSF.

Cryptographic Operation (Salt, Nonce, and Initialization Vector Generation (FCS_SNI_EXT)

Family Behavior

This family ensures that salts, nonces, and IVs are well formed.

Component leveling



FCS_SNI_EXT.1 Cryptographic Operation (Salt, Nonce, and Initialization Vector Generation), requires the generation of salts, nonces, and IVs to be used by the cryptographic components of the TOE to be performed in the specified manner.

Management: FCS_SNI_EXT.1

No specific management functions are identified

Audit: FCS_SNI_EXT.1

There are no auditable events foreseen.

FCS_SNI_EXT.1 Cryptographic Operation (Salt, Nonce, and Initialization Vector Generation)

Hierarchical to: No other components

Dependencies: No other components

FCS_SNI_EXT.1.1 The TSF shall only use salts that are generated by a [selection: RNG as specified in FCS_RBG_EXT.1, RNG provided by the host platform]

FCS_SNI_EXT.1.2 The TSF shall only use unique nonces with a minimum size of 64 bits.

FCS_SNI_EXT.1.3 The TSF shall create IVs in the following manner:

CBC: IVs shall be non-repeating,

CCM: Nonce shall be non-repeating,

XTS: No IV. Tweak values shall be non-negative integers, assigned consecutively, and starting at an arbitrary non-negative integer,

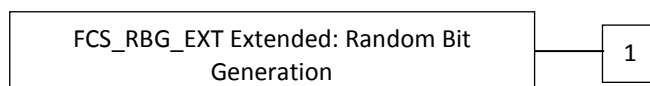
GCM: IV shall be non-repeating. The number of invocations of GCM shall not exceed 2^{32} for a given secret key.

Random Bit Generation (FCS_RBG_EXT)

Family Behavior

Components in this family address the requirements for random bit/number generation. This is a new family define do for the FCS class.

Component leveling



FCS_RBG_EXT.1 Extended: Random Bit Generation requires random bit generation to be performed in accordance with selected standards and seeded by an entropy source.

Management: FCS_RBG_EXT.1

The following actions could be considered for the management functions in FMT:

- a) There are no management activities foreseen

Audit: FCS_RBG_EXT.1

The following actions should be auditable if FAU_GEN Security audit data generation is included in the cPP/ST:

- a) Minimal: failure of the randomization process

FCS_RBG_EXT.1 Extended: Cryptographic Operation (Random Bit Generation)

Hierarchical to: No other components

Dependencies: FCS_COP.1(b) Cryptographic Operation (hash algorithm) or

FCS_COP.1(c) Cryptographic Operation (keyed hash algorithm)

FCS_RBG_EXT.1.1: The TSF shall perform all deterministic random bit generation services in accordance with [selection: ISO/IEC 18031:2011, NIST SP 800-90A] using [selection: Hash_DRBG (any), HMAC_DRBG (any), CTR_DRBG (AES)].

FCS_RBG_EXT.1.2 The deterministic RBG shall be seeded by an entropy source that accumulates entropy from [selection: a software-based noise source, hardware-based noise source] with a minimum of [selection: 128 bits, 256 bits] of entropy at least equal to the greatest security strength, according to ISO/IEC 18031:2011 Table C.1 “Security strength table for hash functions”, of the keys and hashes that it will generate.

Appendix D: Entropy Documentation And Assessment

This is an optional appendix in the cPP, and only applies if the TOE is providing the Random Bit Generator

This appendix describes the required supplementary information for each entropy source used by the TOE.

The documentation of the entropy source(s) should be detailed enough that, after reading, the evaluator will thoroughly understand the entropy source and why it can be relied upon to provide sufficient entropy. This documentation should include multiple detailed sections: design description, entropy justification, operating conditions, and health testing. This documentation is not required to be part of the TSS in the public facing ST.

D.1 Design Description

Documentation shall include the design of each entropy source as a whole, including the interaction of all entropy source components. Any information that can be shared regarding the design should also be included for any third-party entropy sources that are included in the product.

The documentation will describe the operation of the entropy source to include, how entropy is produced, and how unprocessed (raw) data can be obtained from within the entropy source for testing purposes. The documentation should walk through the entropy source design indicating where the entropy comes from, where the entropy output is passed next, any post-processing of the raw outputs (hash, XOR, etc.), if/where it is stored, and finally, how it is output from the entropy source. Any conditions placed on the process (e.g., blocking) should also be described in the entropy source design. Diagrams and examples are encouraged.

This design must also include a description of the content of the security boundary of the entropy source and a description of how the security boundary ensures that an adversary outside the boundary cannot affect the entropy rate.

If implemented, the design description shall include a description of how third-party applications can add entropy to the RBG. A description of any RBG state saving between power-off and power-on shall be included.

D.2 Entropy Justification

There should be a technical argument for where the unpredictability in the source comes from and why there is confidence in the entropy source delivering sufficient entropy for the uses made of the RBG output (by this particular TOE). This argument will include a description of the expected min-entropy rate (i.e. the minimum entropy (in bits) per bit or byte of source data) and explain that sufficient entropy is going into the TOE randomizer seeding process. This discussion will be part of a justification for why the entropy source can be relied upon to produce bits with entropy.

The amount of information necessary to justify the expected min-entropy rate depends on the type of entropy source included in the product.

For developer provided entropy sources, in order to justify the min-entropy rate, it is expected that a large number of raw source bits will be collected, statistical tests will be performed, and the min-entropy rate determined from the statistical tests. While no particular statistical tests are required at this time, it is expected that some testing is necessary in order to determine the amount of min-entropy in each output.

For third party provided entropy sources, in which the TOE vendor has limited access to the design and raw entropy data of the source, the documentation will indicate an estimate of the amount of min-entropy obtained from this third-party source. It is acceptable for the vendor to “assume” an amount of min-entropy, however, this assumption must be clearly stated in the documentation provided. In particular, the min-entropy estimate must be specified and the assumption included in the ST.

Regardless of type of entropy source, the justification will also include how the DRBG is initialized with the entropy stated in the ST, for example by verifying that the min-entropy rate is multiplied by the amount of source data used to seed the DRBG or that the rate of entropy expected based on the amount of source data is explicitly stated and compared to the statistical rate. If the amount of source data used to seed the DRBG is not clear or the calculated rate is not explicitly related to the seed, the documentation will not be considered complete.

The entropy justification shall not include any data added from any third-party application or from any state saving between restarts.

D.3 Operating Conditions

The entropy rate may be affected by conditions outside the control of the entropy source itself. For example, voltage, frequency, temperature, and elapsed time after power-on are just a few of the factors that may affect the operation of the entropy source. As such, documentation will also include the range of operating conditions under which the entropy source is expected to generate random data. Similarly, documentation shall describe the conditions under which the entropy source is no longer guaranteed to provide sufficient entropy. Methods used to detect failure or degradation of the source shall be included.

D.4 Health Testing

More specifically, all entropy source health tests and their rationale will be documented. This will include a description of the health tests, the rate and conditions under which each health test is performed (e.g., at startup, continuously, or on-demand), the expected results for each health test, TOE behavior upon entropy source failure, and rationale indicating why each test is believed to be appropriate for detecting one or more failures in the entropy source.

Appendix E: Key Management Description

The documentation of the product's encryption key management should be detailed enough that, after reading, the evaluator will thoroughly understand the product's key management and how it meets the requirements to ensure the keys are adequately protected. This documentation should include an essay and diagram(s). This documentation is not required to be part of the TSS - it can be submitted as a separate document and marked as developer proprietary.

The following topics may not apply to all products, so a note as to why the details do not apply should be included.

Essay:

The essay will provide the following information for all keys in the key chain:

- The purpose of the key
- If the key is stored in non-volatile memory
- How and when the key is protected
- How and when the key is derived
- The strength of the key
- When or if the key would be no longer needed, along with a justification.

The essay will also describe the following topics:

- The process for validation shall be described, noting what value(s) is used for validation and the process used to perform the validation. It shall describe how this process ensures no keys in the key chain are weakened or exposed by this process. It shall describe the method used to limit the number of consecutively failed authorization attempts.
- The authorization process that leads to the ultimate release of the DEK. This section shall detail the key chain used by the product. It shall describe which keys are used in the protection of the DEK and how they meet the derivation or key wrap. It shall also include any values that add into that key chain or interact with the key chain and the protections that ensure those values do not weaken or expose the overall strength of the key chain.
- The diagram and essay will clearly illustrate the key hierarchy to ensure that at no point the chain could be broken without a cryptographic exhaust or knowledge of the BEV and the effective strength of the DEK is maintained throughout the Key Chain.
- A description of the data encryption engine, its components, and details about its implementation (e.g. for hardware: integrated within the device's main SOC or separate co-processor, for software: initialization of the product, drivers, libraries (if applicable), logical interfaces for encryption/decryption, and areas which are not encrypted(e.g. boot loaders, portions associated with the Master Boot Record (MBRs), partition tables, etc)). The description should also include the data flow from the device's host interface to the device's persistent media storing the data, information on those conditions in which the data bypasses the data encryption engine (e.g. read-write operations to an unencrypted Master Boot Record area). The

description should be detailed enough to verify all platforms to ensure that when the user enables encryption, the product encrypts all hard storage devices. It should also describe the platform's boot initialization, the encryption initialization process, and at what moment the product enables the encryption.

- The process for destroying keys when they are no longer needed by including the type of storage location of all keys and the destruction method for that storage..

Diagram:

- The diagram will include all of keys from the BEV to the DEK and any keys or values that contribute into the chain. It must list the cryptographic strength of each key and illustrate how each key along the chain is protected with either Key Derivation or Key Wrapping (from the allowed options). The diagram should indicate the input used to derive or unwrap each key in the chain.
- A functional (block) diagram showing the main components (such as memories and processors) and the data path between, for hardware, the device's host interface and the device's persistent media storing the data, or for software, the initial steps needed to the activities the TOE performs to ensure it encrypts the storage device entirely when a user or administrator first provisions the product. The hardware encryption diagram shall show the location of the data encryption engine within the data path.
- The hardware encryption diagram shall show the location of the data encryption engine within the data path. The evaluator shall validate that the hardware encryption diagram contains enough detail showing the main components within the data path and that it clearly identifies the data encryption engine.

Appendix F: Glossary

Term	Meaning
Authorization Factor	A value that a user knows, has, or is (e.g. password, token, etc) submitted to the TOE to establish that the user is in the community authorized to use the hard disk and that is used in the derivation or decryption of the BEV and eventual decryption of the DEK. Note that these values may or may not be used to establish the particular identity of the user.
Assurance	Grounds for confidence that a TOE meets the SFRs [CC1].
Border Encryption Value	A value passed from the AA to the EE intended to link the key chains of the two components.
Key Sanitization	A method of sanitizing encrypted data by securely overwriting the key that was encrypting the data.
Data Encryption Key (DEK)	A key used to encrypt data-at-rest.
Full Drive Encryption	Refers to partitions of logical blocks of user accessible data as managed by the host system that indexes and partitions and an operating system that maps authorization to read or write data to blocks in these partitions. For the sake of this Security Program Definition (SPD) and cPP, FDE performs encryption and authorization on one partition, so defined and supported by the OS and file system jointly, under consideration. FDE products encrypt all data (with certain exceptions) on the partition of the storage device and permits access to the data only after successful authorization to the FDE solution. The exceptions include the necessity to leave a portion of the storage device (the size may vary based on implementation) unencrypted for such things as the Master Boot Record (MBR) or other AA/EE pre-authentication software. These FDE cPPs interpret the term “full drive encryption” to allow FDE solutions to leave a portion of the storage device unencrypted so long as it contains no protected data.
Intermediate Key	A key used in a point between the initial user authorization and the DEK.
Host Platform	The local hardware and software the TOE is running on, this does not include any peripheral devices (e.g. USB devices) that may be connected to the local hardware and software.
Key Chaining	The method of using multiple layers of encryption keys to protect data. A top layer key encrypts a lower layer key which encrypts the data; this method can have any number of layers.
Key Encryption Key (KEK)	A key used to encrypt other keys, such as DEKs or storage that contains keys.
Key Material	Key material is commonly known as critical security parameter (CSP) data, and also includes authorization data, nonces, and metadata.
Key Release Key (KRK)	A key used to release another key from storage, it is not used for the direct derivation or decryption of another key.
Operating System (OS)	Software which runs at the highest privilege level and can directly control hardware resources.

Term	Meaning
Non-Volatile Memory	A type of computer memory that will retain information without power.
Powered-Off State	The device has been shutdown.
Protected Data	This refers to all data on the storage device with the exception of a small portion required for the TOE to function correctly. It is all space on the disk a user could write data to and includes the operating system, applications, and user data. Protected data does not include the Master Boot Record or Pre-authentication area of the drive – areas of the drive that are necessarily unencrypted.
Submask	A submask is a bit string that can be generated and stored in a number of ways.
Target of Evaluation	A set of software, firmware and/or hardware possibly accompanied by guidance. [CC1]

See [CC1] for other Common Criteria abbreviations and terminology.

Appendix G: Acronyms

Acronym	Meaning
AA	Authorization Acquisition
AES	Advanced Encryption Standard
BEV	Border Encryption Value
BIOS	Basic Input Output System
CBC	Cipher Block Chaining
CC	Common Criteria
CCM	Counter with CBC-Message Authentication Code
CEM	Common Evaluation Methodology
CPP	Collaborative Protection Profile
DEK	Data Encryption Key
DRBG	Deterministic Random Bit Generator
DSS	Digital Signature Standard
ECC	Elliptic Curve Cryptography
ECDSA	Elliptic Curve Digital Signature Algorithm
EE	Encryption Engine
EEPROM	Electrically Erasable Programmable Read-Only Memory
FIPS	Federal Information Processing Standards
FDE	Full Drive Encryption
FFC	Finite Field Cryptography
GCM	Galois Counter Mode
HMAC	Keyed-Hash Message Authentication Code
IEEE	Institute of Electrical and Electronics Engineers
IT	Information Technology
ITSEF	IT Security Evaluation Facility
ISO/IEC	International Organization for Standardization / International Electrotechnical Commission
IV	Initialization Vector
KEK	Key Encryption Key
KMD	Key Management Description
KRK	Key Release Key
MBR	Master Boot Record
NIST	National Institute of Standards and Technology
OS	Operating System
RBG	Random Bit Generator
RNG	Random Number Generator
RSA	Rivest Shamir Adleman Algorithm
SAR	Security Assurance Requirement
SED	Self Encrypting Drive
SHA	Secure Hash Algorithm
SFR	Security Functional Requirement
SPD	Security Problem Definition
SPI	Serial Peripheral Interface
ST	Security Target
TOE	Target of Evaluation
TPM	Trusted Platform Module
TSF	TOE Security Functionality
TSS	TOE Summary Specification
USB	Universal Serial Bus
XOR	Exclusive or
XTS	XEX (XOR Encrypt XOR) Tweakable Block Cipher with Ciphertext Stealing

Appendix H: References

National Institute of Standards and Technology (NIST) Special Publication 800-38F, Recommendation for Block Cipher Modes of Operation: Methods for Key Wrapping, National Institute of Standards and Technology, December 2012.

National Institute of Standards and Technology (NIST) Special Publication 800-56B, Recommendation for Pair-Wise Key Establishment Schemes Using Integer Factorization Cryptography, National Institute of Standards and Technology, August 2009.

National Institute of Standards and Technology (NIST) Special Publication 800-88 Revision 1, Guidelines for Media Sanitization, National Institute of Standards and Technology, December 2014.

National Institute of Standards and Technology (NIST) Special Publication 800-90A, Recommendation for Random Number Generation Using Deterministic Random Bit Generators, National Institute of Standards and Technology, January 2012.

National Institute of Standards and Technology (NIST) Special Publication 800-132, Recommendation for Password-Based Key Derivation Part 1: Storage Applications, National Institute of Standards and Technology, December 2010.

Federal Information Processing Standard Publication (FIPS-PUB) 186-4, Digital Signature Standard (DSS), National Institute of Standards and Technology, July 2013.

International Organization for Standardization (ISO)/International Electrotechnical Commission (IEC) 9796-2:2010 (3rd edition), Information technology — Security techniques — Digital signature schemes giving message recovery, International Organization for Standardization/International Electrotechnical Commission, 2010.

International Organization for Standardization (ISO)/International Electrotechnical Commission (IEC) 9797-2:2011 (2nd edition), Information technology — Security techniques — Message Authentication Codes (MACs) – Part 2: Mechanisms using a dedicated hash-function, International Organization for Standardization/International Electrotechnical Commission, 2011.

International Organization for Standardization (ISO)/International Electrotechnical Commission (IEC) 10116:2006 (3rd edition), Information technology — Security techniques — Modes of operation for an n-bit block cipher, International Organization for Standardization/International Electrotechnical Commission, 2006.

International Organization for Standardization (ISO)/International Electrotechnical Commission (IEC) 10118-3:2004 (3rd edition), Information technology — Security techniques — Hash-functions – Part 3: Dedicated hash-functions, International Organization for Standardization/International Electrotechnical Commission, 2004.

International Organization for Standardization (ISO)/International Electrotechnical Commission (IEC) 14888-3:2006 (2nd edition), Information technology — Security techniques — Digital signatures with appendix – Part 3: Discrete logarithm based

mechanisms, International Organization for Standardization/International Electrotechnical Commission, 2006.

International Organization for Standardization (ISO)/International Electrotechnical Commission (IEC) 18031:2011 (2nd edition), Information technology — Security techniques — Random bit generation, International Organization for Standardization/International Electrotechnical Commission, 2011.

International Organization for Standardization (ISO)/International Electrotechnical Commission (IEC) 18033-3:2011 (3rd edition), Information technology — Security techniques — Encryption algorithms – Part 3: Block ciphers, International Organization for Standardization/International Electrotechnical Commission, 2011.

International Organization for Standardization (ISO)/International Electrotechnical Commission (IEC) 19772:2009, Information technology — Security techniques Authenticated encryption, International Organization for Standardization/International Electrotechnical Commission, 2009.